

Elegant MicroWeb

Delivering the Value of Technology

ElegantJ Charts Library

Visualize THE Information Power



ISO 9001:2008

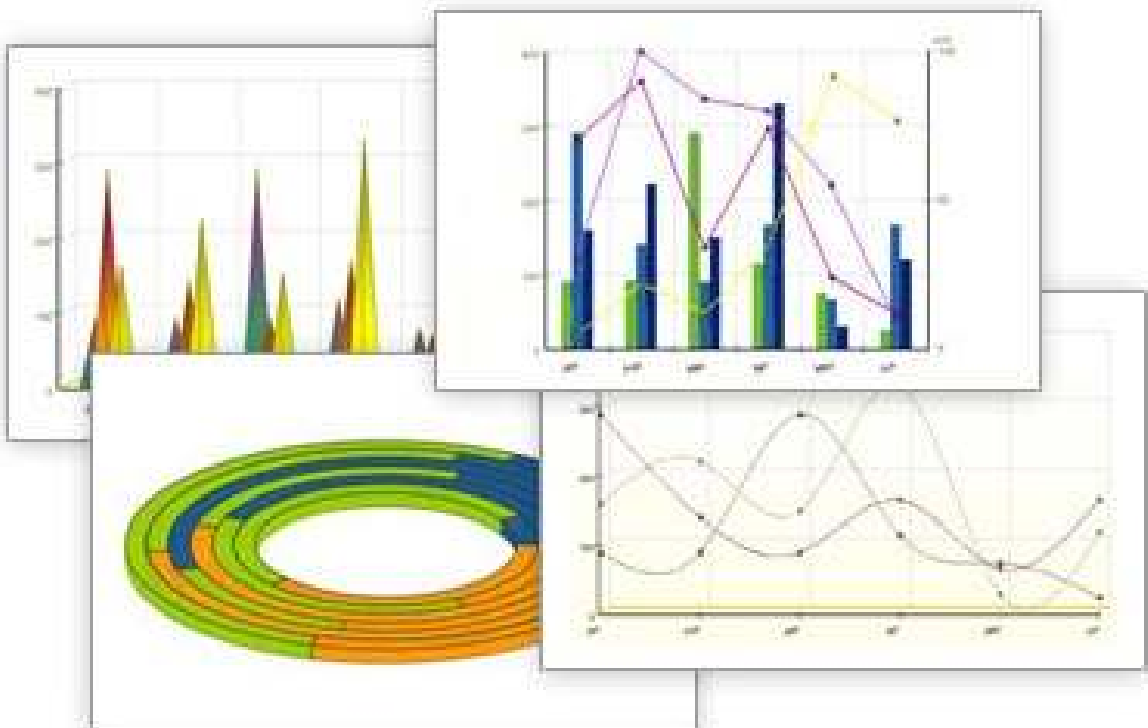


OVERVIEW

Giving the correct information through apt medium is an important task in today's technology business. Conveying the information to end-users in the most effective way remains a key aspect. ElegantJ Chart Library helps you in keeping track of constant changes in data trends. ElegantJ Chart Library is a powerful tool in your hands when it is time to come up with excellent visual data representation. Every feature of this collection is carefully created to make chart creation, integration and deployment easy for you. ElegantJ Charts provides you more than 50 types of chart to choose from in 100% Java environment.

With 3-D presentation, seamless data handling from different data sources, XML interoperability, and special features like n-level Drill-Down, ElegantJ Charts Chart Library can work with almost all type of Java architecture. A variety of 2D or 3D Java Charts can be incorporated as per your need with ElegantJ Charts chart library.

Programmers have choice to integrate ElegantJ Charts in their applications through comprehensive API, using chart components in their favorite Java IDEs, or use ElegantJ Charts Designer for visual configuration with help of hundreds of ready-to-use XML templates.






CHARTS TYPES

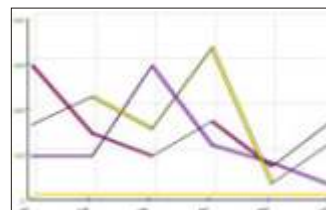
- ▶ Over 50 different types of charts
- ▶ 3 – dimensional view with transparency and depth control
- ▶ N-level Drill-Down in charts for visual mining
- ▶ Tooltips and notes for graphs
- ▶ Comprehensive set of properties and events to configure visual presentations, interactive actions, and data binding
- ▶ XML template support for integration and interoperability
- ▶ Graph designer toolkit for visual customization with hundreds of ready-to-use templates
- ▶ Efficient data binding for varied enterprise data sources
- ▶ Works with almost all Java architectures

The variety of Java Charts offered by ElegantJ Chart Library is one of the highlights of the product. We have charts to suit your different requirements for attractive visual representation of your data. ElegantJ Charts is bundled with more than 50 types of Java Charts, categorized in the main categories as:



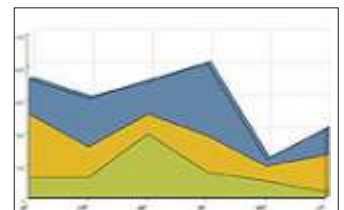
▶ **Bar Chart**

- Vertical Bar
- Horizontal Bar
- Stacked Vertical Bar
- Stacked Horizontal Bar
- Percentage Vertical Bar
- Percentage Horizontal Bar



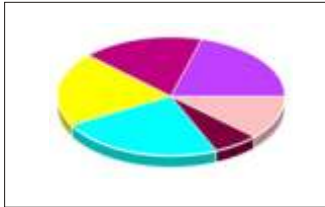
▶ **Line Chart**

- Line
- Strip
- Point
- Stacked Strip
- Stacked Point
- Percentage Line
- Percentage Strip
- Percentage Point

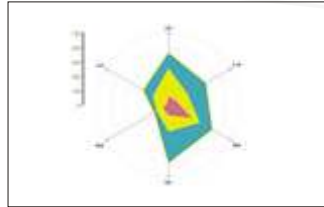


▶ **Area Chart**

- Area
- Stacked Area
- Percentage Area




▶ **Pie Chart**

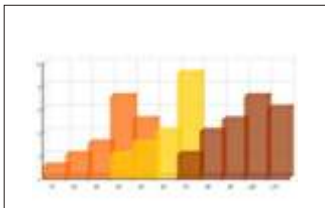


▶ **Rader Chart**


- Radar
- Stacked radar



▶ **Combined Chart**

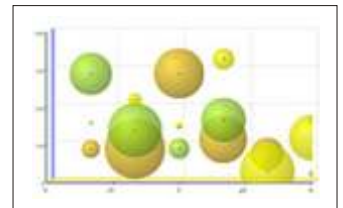


▶ **Histogram Chart**

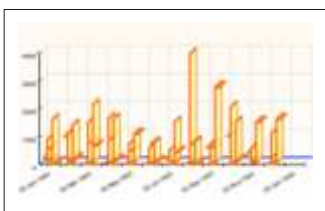


▶ **XY Scatter Chart**

- XYScatter Line
- XYScatter Point
- Stacked XYScatter Line
- Stacked XYScatter Point
- Percentage XYScatter Line
- Percentage XYScatter Point




▶ **Bubble Chart**



▶ **Stock Chart**

- Candle Stick Chart
- High Low Open Close Chart



▶ **Doughnut Chart**



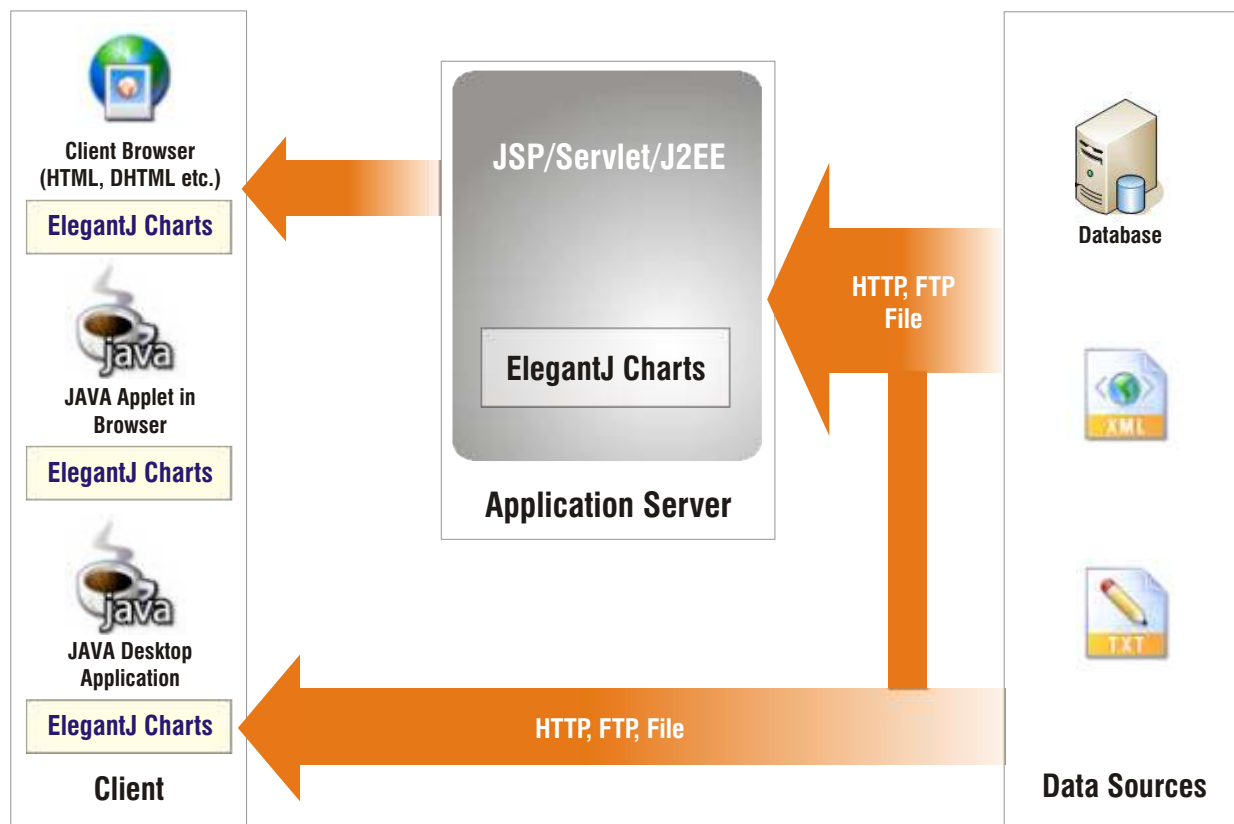
SALIENT FEATURES

- ▶ **Simplicity:** Flexible, configurable, and aesthetically great. Customize to suit your requirements and denote your data as you choose.
- ▶ **Enhanced Representation:** Comprehensive set of properties and events to configure visual presentations, interactive actions, and data binding.
- ▶ **Prudent Insight:** Automatically sort and resize your data and represent it in a 3-dimensional view.
- ▶ **Superior Graphics:** Enhance charts with features like gradient effects, customizable background, title, legend, data display formats, and transparency.
- ▶ **Information at Hand:** Add notes and tooltips wherever you need.
- ▶ **Ease of Use:** Reuse and automatic processing easier not just for users, but also for application developers by customizing our Beans and changing their properties.
- ▶ **N- Level Drill-Down:** Provides various display formats to show formatted data on graph with n-level Drill-Down in charts for visual mining.
- ▶ **Graphs Designer:** Toolkit for customizing graphs and presentations.
- ▶ **Do-It-Yourself:** A Charts Designer is included to help you design your charts. These graphs are saved in XML format and can be accessed anywhere.
- ▶ **Navigational Ease:** Mouse properties have been enhanced to give you effortless understanding with MouseEvent listener support for individual view objects.
- ▶ **Intelligent Data Binding:** Provides efficient data binding for varied enterprise data sources with data model driven interface to bind data from your desired data sources.
- ▶ **Images on the Fly:** User can use graph as a server component in web applications or enterprise applications to generate graph images as required.
- ▶ **XML Interoperability:** XML Template support for integration and interoperability is provisioned.



ARCHITECTURE

ElegantJ Charts is a complete Java component model. It supports the standard component architecture features of properties, events, methods, and persistence. In addition, ElegantJ Charts provides support for introspection (to allow automatic analysis of a chart component) and customization (to make it easy to configure a chart component).



DATA BINDING

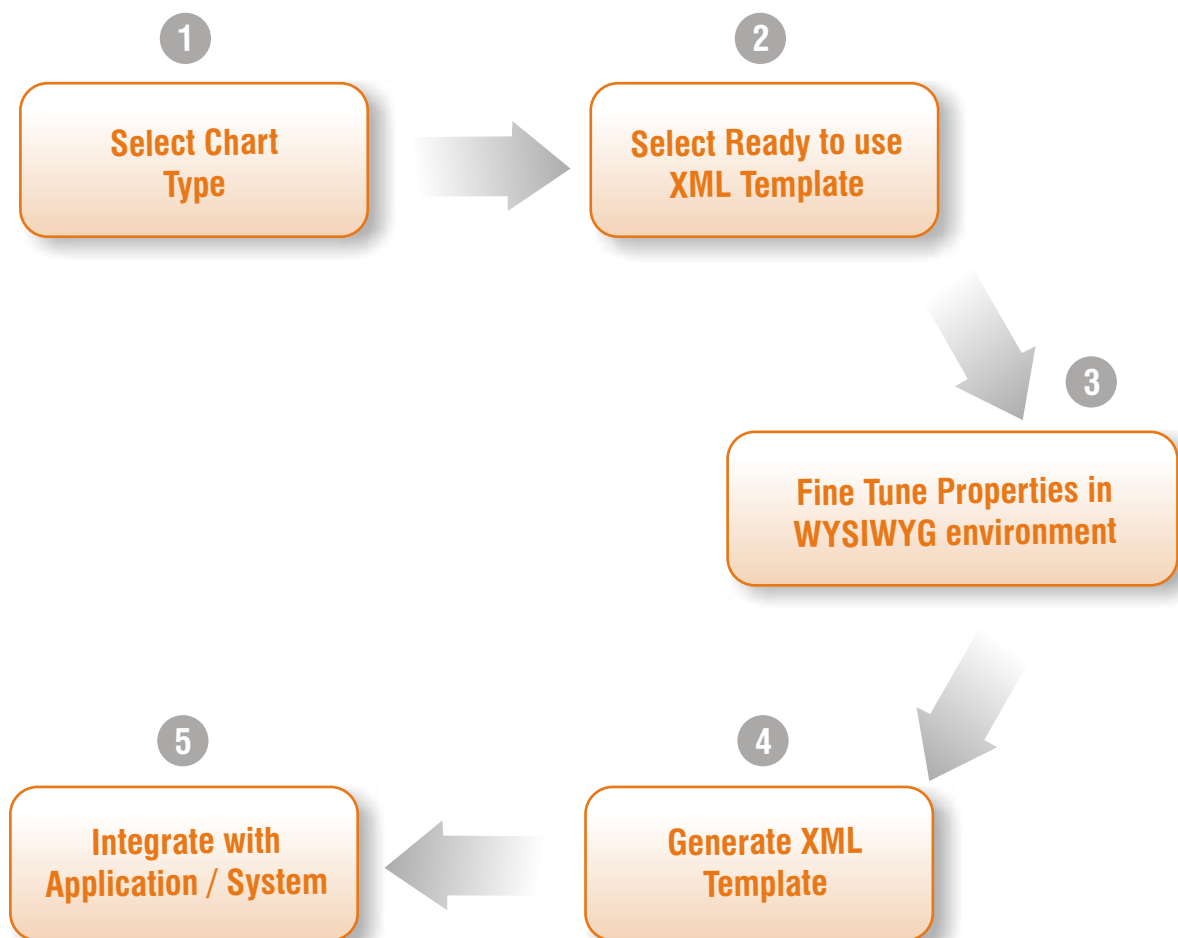
ElegantJ Charts comes bundled with standard data access interface. Data access works with different data sources like databases, text, and XML files over JDBC, FTP, HTTP, and File Protocols. Data access component that we provide with the Charts Library is a Java interface and can also be extended to access other types of data sources through other protocols.

Data Access component provides an interface data sources. Data Access component gives you the power of being able to read data stored in any data source, be it text, database, or XML file/stream. With Data Access component, you will be able to connect and communicate with any type of data source through protocols like FILE, JDBC, FTP or HTTP. It works in all major security and access constraints imposed by different architectures and it enables you to access any type of data from HTTP servers, FTP servers, LAN, Internet, and File servers.



MAGICAL CHARTS IN MINUTES!

Along with flexibility of integrating chart library in your application in an exclusive way through a comprehensive API and using chart components in your favorite Java IDE, take advantage of ElegantJCharts Designer IDE for the visual configuration of charts with the help of numerous ready to use XML templates with 3-D preview and depth control. This would be a great time saver as all programmer (or developer) would need to do is, follow our unique process:



And Voila, your charts are ready to be used in application!

One of the best parts of our product is that the user would have no need of any training or Java programming skill set or pay for expensive third party designer IDE. Even graphic designers or entry level programmers can use ElegantJCharts to configure complex and eye-catching charts as they would work in easy to use drag and drop WYSIWYG environment. Interoperability through XML and closets full of ready to use XML templates help in simplifying an otherwise time consuming, pricey and complex process.



WE SUPPORT YOU, SO YOU SUPPORT YOUR USERS

We believe in providing support to ElegantJ Charts users. We provide free Programmers' Guide and Installation Guide. These documentations can be found at the Resource section of our ElegantJ Charts website. If you are interested in receiving further support, then you can purchase our support package from our website.

DOWNLOAD ElegantJ Charts Library

Download free evaluation copy of ElegantJ Charts Library from our website www.ElegantJCharts.com. Downloaded files contain detailed technical and user documentation, which will guide you through the process if installation, evaluation and purchase.



OTHER Java™ SOLUTIONS FROM US

ElegantJ PDF Library

The ultimate JAVA Library for PDF publishing

The Ultimate JAVA™ Library for PDF Publishing. For more information, visit us at www.ElegantJPDF.com

ElegantJBeans™

The Complete JAVA Bean Collection

The Complete JavaBeans™ Component Collection, visit us at www.ElegantJBeans.com



ElegantJ BI

Simple. Smart. Strategic.

Enterprise Business Intelligence and Reporting tool. For more information, visit us at www.ElegantJBI.com

ElegantJ

Report Writer

Simplifying Enterprise Reporting

Simplifying Enterprise Reporting
For more information, visit us at www.ElegantJReports.com



ElegantJ™

Rapid Java Development
for Java platform

Technology Unlimited, visit us at www.ElegantJ.com

eduSwift

Next Generation
School Management System

Next Generation School ManagementSystem, visit us at www.EduSwift.com



Elegant MicroWeb

Contact Information

Contact us today to find out more about our services and our approach to technology.

ADDRESS

Elegant MicroWeb
A-305 Shapath IV
Opp. Karnavati Club
SG Highway,
Ahmedabad 380051
(India)

TELEPHONE

Phone: (91) 79-66527011
Fax: (91) 79-66527012

EMAIL

info@ElegantMicroWeb.com

WEBSITE

www.ElegantMicroWeb.com

EMP3600B - ElegantJ Charts Library - Version 1.0 - Published 2007
Copyright © Elegant MicroWeb Technologies Pvt. Ltd (EMTPL), all rights reserved

This document contains information that is proprietary and confidential to EMTPL, which shall not be disclosed, transmitted, or duplicated, used in whole or in part for any purpose other than its intended purpose. Any use or disclosure in whole or in part of this information without express written permission of EMTPL is prohibited.

Any other company and product names mentioned are used for identification purpose only, and may be trademarks of their respective owners and duly acknowledged